



 1. Create a tree on a wall,
however you want to


 2. Create the number of
branches for each group,
class or age group

 3. Download Monkey faces
from the website

 4. Ask children to draw
themselves or stick
a picture to the
monkey mask

 5. Attach to Monkey face and
stick on the tree

 6. The larger heads of are
for the group leadres



monkey march activity tree